



CORPORATE PROFILE

JCI
MINING

03.

Who We Are

JCI Mining is a leading South African opencast mining contractor.

04.

Our Story and Scale

Founded in 2007, JCI began with plant hire for earthmoving operations and expanded steadily into opencast mining.

05.

What We Stand For (The JCI Way)

Every role matters. Show up. Add value. Drive performance – with integrity.

07.

Our Services

JCI offers a full spectrum of opencast mining services, tailored to site conditions and client requirements.

08.

Our People and Talent Pipeline

Our people are our priority. We operate with a safety-first mindset.

09.

Safety, Compliance and Risk

JCI maintains a strong safety culture with clear standards, visible leadership, and disciplined execution.

10.

Sustainability and Social Impact

Our commitments extend to People, Environment, and Society.

11.

Level 2 B-BBEE

Broad-Based Black Economic Empowerment
JCI Mining reports 26.2% black ownership and a Level 2 B-BBEE rating.

12.

Why Clients Choose JCI

A culture program that drives consistent standards: the JCI Way.

13.

Contact Details

Get hold of us anytime.

“

PARTNERING WITH CLIENTS TO DELIVER SUPERIOR OPENCAST MINING SOLUTIONS – SAFELY, RELIABLY, AND RESPONSIBLY.

OUR CONTENTS

HIGH PERFORMANCE. DELIVERED CONSISTENTLY.



PARTNERING WITH CLIENTS TO DELIVER SUPERIOR OPENCAST MINING SOLUTIONS – SAFELY, RELIABLY, AND RESPONSIBLY.

Established in 2007, JCI Mining is a leading South African opencast mining contractor delivering safe, efficient and consistent production outcomes for our clients.

We are built for performance in complex operating environments—agile and responsive not only to client requirements, but to the realities on the ground: shifting site conditions, supply constraints, workforce dynamics, regulatory expectations, and local stakeholder pressures.

Our approach is fit for purpose. We align the right people, equipment, systems and leadership to each operation's context, then execute with discipline to stabilise performance and improve results. This operating model enables JCI to adapt and remain resilient in a dynamic local and global commodity environment—maintaining focus, delivery and accountability even as external pressures change.

While we have proven start-up capability and can mobilise efficiently when required, our focus is long-term value creation: safe production, reliable equipment availability, strong cost control, and sustained operational rhythm.

Above all, JCI is people-centric. We believe high performance is built by capable teams, developed leadership, and a culture that prioritises safety, integrity and continuous improvement.

Fit for purpose. High performance. Delivered consistently.

WHO WE ARE

JCI
MINING



A FULL-SCALE OPENCAST MINING CONTRACTOR.

Founded in 2007 by Matthew Abraham, JCI began with plant hire for earthmoving operations and expanded steadily into a full-spectrum opencast mining contractor.

Over the past 12 months, JCI has evolved into a faster-scaling, systems-driven organisation with stronger governance, a clearer operating model, and a defined culture program that supports consistent site performance.

Recent evolution highlights (2025–2026):

- Strengthened site performance management and internal communication (JCI Pulse).
- Culture and capability drive aligned to the JCI Way (Capability, Competence, Character).
- Enhanced compliance focus to support client requirements and mining legislative alignment.
- Sharper sustainability integration across operations, people practices, and community impact.
- Improved tools and templates for consistent reporting, decision-making, and stakeholder engagement.

OUR STORY & SCALE

WHAT WE STAND FOR (THE JCI WAY)

EVERY ROLE MATTERS. SHOW UP. ADD VALUE. DRIVE PERFORMANCE –
WITH INTEGRITY



Our Values

Accountability:

We relentlessly pursue excellence and take responsibility for outcomes – operational, commercial and social.

Integrity:

We are honest in our dealings and we do not compromise on our obligations.

Safety:

Zero harm is non-negotiable. We plan, execute and learn with safety at the centre.

Inclusivity:

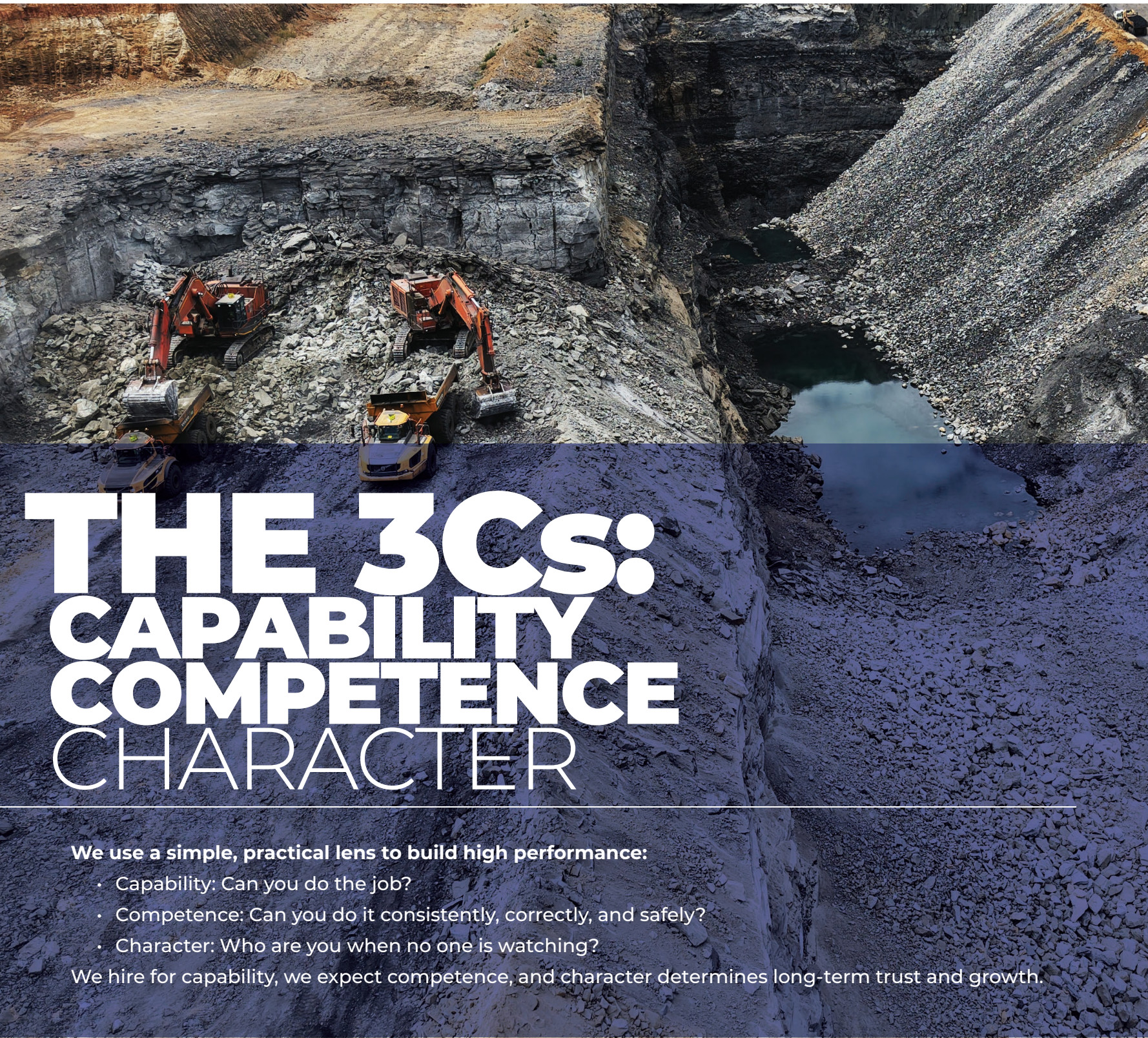
People are diverse, with varied skills and potential. We create belonging and unlock growth.

Teamwork:

We work cohesively with our clients and partners to deliver on a shared purpose.

THE JCI WAY

JCI
MINING



THE 3Cs: CAPABILITY COMPETENCE CHARACTER

We use a simple, practical lens to build high performance:

- Capability: Can you do the job?
- Competence: Can you do it consistently, correctly, and safely?
- Character: Who are you when no one is watching?

We hire for capability, we expect competence, and character determines long-term trust and growth.

THE JCI WAY The 3C Standard

Competence

“Can you do it right — every time?”

Competence is doing the job correctly, safely, and consistently.

- You follow standards
- You don't cut corners
- You work safely
- You deliver quality work

Competence is knowing how. Competence is proving it — daily.

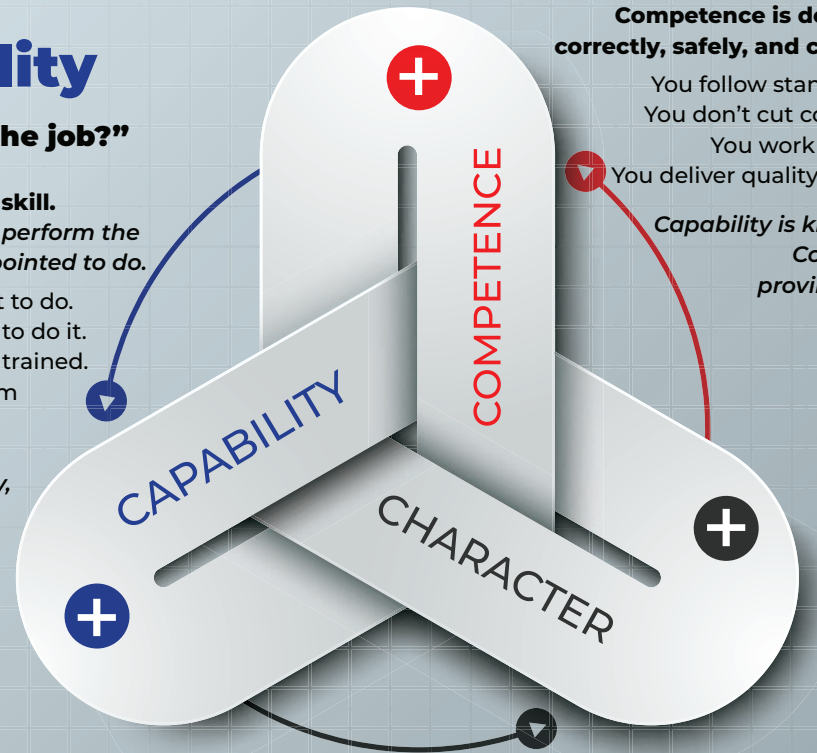
Capability

“Can you do the job?”

Capability is your skill. It is your ability to perform the task you were appointed to do.

- You know what to do.
- You know how to do it.
- You have been trained.
- You can perform the role.

Without capability, you cannot start.



Character

“Who are you when no one is watching?”

Character is how you behave.

It is your ability to perform the task you were appointed to do.

- You act with integrity.
- You take responsibility.
- You respect others.
- You speak up when something is wrong.
- You protect people and the company.

Character builds trust. Trust builds careers.



We hire for capability. We expect competence. Character will keep you here — and determine how far you go.

THE 3Cs

OUR SERVICES



JCI OFFERS A FULL SPECTRUM OF OPENCAST MINING SERVICES, TAILORED TO SITE CONDITIONS AND CLIENT REQUIREMENTS.

JCI offers a full spectrum of opencast mining services, tailored to site conditions and client requirements.

Load and Haul

- Load and haul of multiple material types; scalable production capability from approximately 150 000 m³/month to 1 100 000 m³/month (project-dependent).

Materials Handling

- Loaders used with ADTs, tippers, or road haulers depending on the operation's logistics and material flow requirements.

Dewatering

- Full spectrum dewatering solutions suited to a range of pit and water management applications.

Drilling and Blasting

- Pre-split, box cut, cast blasting, blast planning/designs, blast monitoring, and electronic blasting.

Drill & Blast Holes

- Mobile drilling solutions aligned to client plans and safety requirements.

Plant Hire

- Large fleet available for rental with strong mechanical support.

Mine Planning and Scheduling

- Planning support to improve execution, sequencing, and productivity.

Cleaning of Slurry Ponds


- Slurry pump systems or load-and-haul solutions, depending on ground conditions.

Rehabilitation

- Rehabilitation project execution aligned to mine plans and regulatory requirements.

Crushing and Screening

- Mobile crushing and screening solutions to meet client needs.



OUR SERVICES

JCI
MINING

OUR PEOPLE & TALENT

OUR PEOPLE ARE OUR PRIORITY. WE OPERATE WITH A SAFETY-FIRST MINDSET AND DEVELOP MULTI-SKILLED TEAMS WHO CAN DELIVER IN DYNAMIC OPERATING ENVIRONMENTS.



How we build capability:

- Develop-from-within philosophy supported by structured career planning and mentoring.
- Practical, site-based learning that builds competence under real operating conditions.
- Leadership routines that create visibility, accountability, and consistent execution.

Engineering as a Performance Backbone

Engineering availability and reliability are central to execution. Our mechanical support and maintenance discipline protect production, safety, and cost outcomes.

OUR PEOPLE





SAFETY, COMPLIANCE AND RISK

JCI maintains a strong safety culture with clear standards, visible leadership, and disciplined execution. We support client compliance through a practical understanding of mining legislation and site governance requirements.

Core commitments:

- Zero harm and safe production planning.
- Compliance-aligned systems, reporting and documentation discipline.
- Risk identification and rapid corrective action at site level.

**SAFETY,
COMPLIANCE** & RISK

JCI
MINING

SUSTAINABILITY & SOCIAL IMPACT

We integrate sustainability principles into how we run our business. Our commitments extend to People, Environment, and Society – with practical programs that align to client Social and Labour Plan (SLP) requirements where applicable.



People

Inclusive culture, skills development, and safe working conditions (Zero Harm).

Environment

Efficient use of resources and responsible operational practices that reduce impacts over time.

Society

Skills development, enterprise and supplier development, and transformative social impact programmes.

Our Contribution to Society

Skills Development:

We invest in training for employees and community stakeholders to widen access to employment and careers.

Procurement: Preferential procurement that builds a pipeline of local suppliers and strengthens community participation in value chains.

Community Development: Community programs aligned to prioritised needs assessments and, where required, SLP implementation support.

SUSTAINABILITY & SOCIAL IMPACT

BROAD-BASED BLACK ECONOMIC EMPOWERMENT (B-BBEE)



Transformation at JCI is not a target. It is how we build capability, opportunity, and shared value every day.

JCI Mining reports 26.2% black ownership and a Level 2 B-BBEE rating (as per the 2025 profile). We maintain zero tolerance for discrimination and implement fair and equitable practices across our value chain.

Broad-Based Black Economic Empowerment (B-BBEE)

At JCI, transformation is not a target — it is how we build capability, opportunity, and shared value every day.

In 2025, JCI achieved a Level 2 B-BBEE rating, supported by 26.2% black ownership, reflecting our commitment to meaningful participation and long-term value creation. Our approach extends beyond compliance; it is embedded in our strategy, our operations, and our culture.

Ownership & Participation

Our ownership structure reflects our belief in inclusive economic participation. Through meaningful black ownership, we are committed to ensuring that value created by the business is shared, sustained, and contributes to long-term empowerment.

People and Leadership

As a people-centric organisation, we recognise that our greatest asset is our people. Our leadership and management structures are diverse and reflective of South Africa's demographic reality, bringing together technical expertise, operational experience, and a shared commitment to continuous growth and development.

Skills and Capability Development

We are intentional about building talent from within. Through our Evolution Framework, we create structured pathways for development, supported by coaching, mentorship, and on-the-job learning. Our philosophy is clear: we build talent — we don't simply buy it. This ensures that transformation is not only reflected in representation, but embedded in capability, confidence, and long-term leadership development.

Enterprise and Supplier Development

JCI is committed to supporting the growth of black-owned enterprises within our value chain. We actively partner with and develop suppliers that can deliver sustainable, competitive services, contributing to inclusive economic participation within the mining sector.

Inclusive Growth and Local Participation

We prioritise local employment and supplier inclusion in the communities in which we operate, recognising our responsibility to contribute to socio-economic development beyond the mine gate.

Governance and Integrity

Our transformation journey is underpinned by strong governance and a commitment to integrity. We maintain zero tolerance for discrimination and implement fair, equitable, and transparent practices across our operations and value chain.

Our focus is not only on meeting targets, but on building a high-performing, inclusive organisation that creates lasting value for all stakeholders.

LEVEL 2 B-BBEE



WHY CLIENTS CHOOSE JCI

- Integrated delivery: operations, engineering, safety, planning and stakeholder engagement working as one system.
- Agile fleet and scalable execution capability suited to changing production requirements.
- Strong stakeholder management in sensitive operating environments.
- Sustainability and social performance aligned to client mandates and community expectations.
- A culture program that drives consistent standards: the JCI Way.

WHY US





JCI MINING

CONTACT DETAILS

Business Address: Dr Mandela Drive Park, SAE Business Park, Middelburg, 1050

Postal Address: Suite MW 206, Private Bag X1838, Middelburg, 1050

Tel: 013 246 1826 | Fax: 013 246 1746

Email (commercial): info@jcimining.co.za

VAT No: 4340242918 | **Company Reg No:** 2013/020183/07

GET HOLD OF US